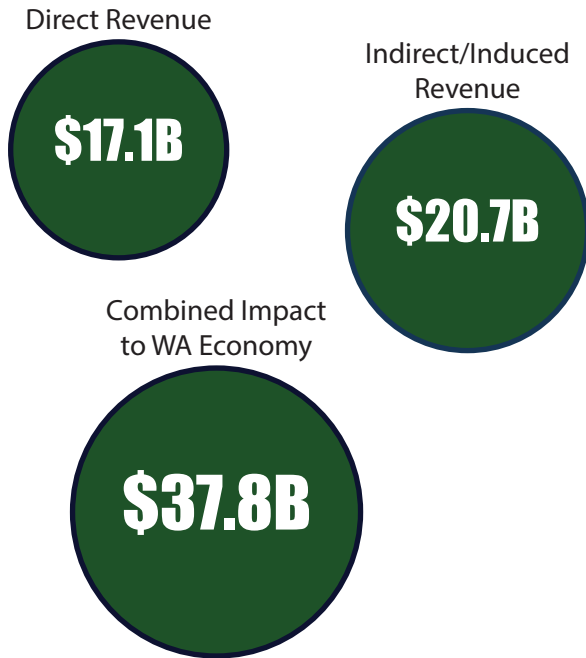


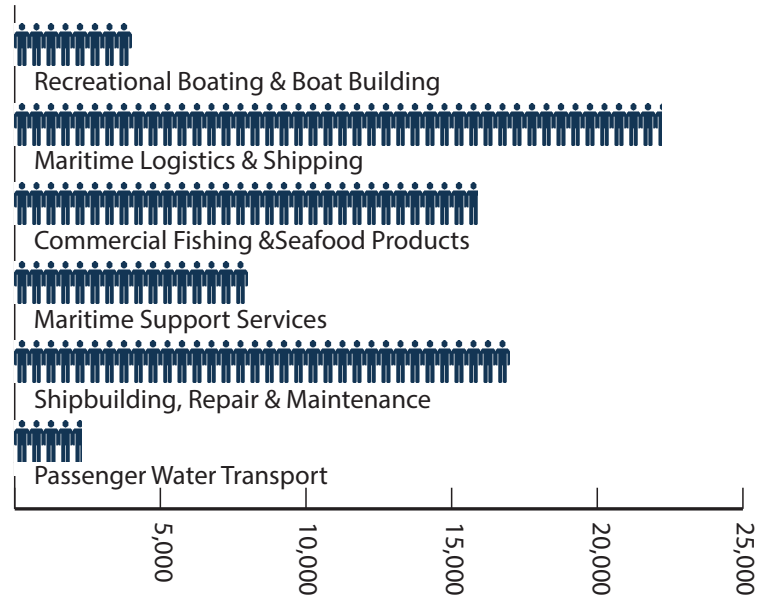
Economic Impact *of the* Maritime Industry in Washington State

The 2017 Washington State Maritime Cluster Economic Impact Study builds on the success of the 2013 study and capitalizes on the increased understanding of the industry that has been, in large part, facilitated by the creation of the Washington Maritime Federation. Through increased dialogue the Federation has fostered, we are better able to capture the nuances within the various sub-sectors and quantify the total impact of the maritime industry and its contributions to the state economy. Below are some of the study's key findings. Go to www.EDC-SeaKing.org/maritime-study to download the report.

Industry's Annual Economic Impact in Washington



Jobs by Industry Subsector

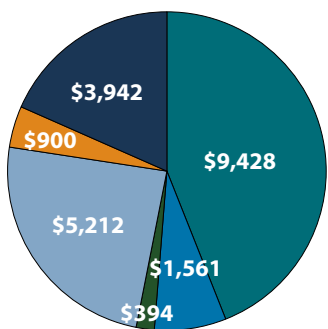


69,500 direct jobs in the maritime industry support **1.8 jobs** elsewhere in the economy. And for every \$1 million in revenue, **11 jobs** are supported elsewhere in the economy.

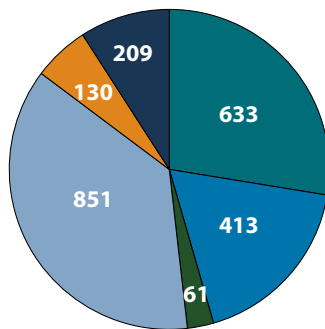
Industry-wide, revenues have grown **2.4%** per year from 2012 to 2015, with the largest growth rate in Maritime Logistics & Shipping at **5.2%**.

The maritime industry paid over **\$4.7 billion** in wages in 2015 with average salaries of **\$67,000**. In comparison, the state's average wage in 2015 was **\$56,700** (does not include benefits).

Revenues (\$millions)



Establishments (Total: 2,300)



- Recreational Boating & Boat Building
- Maritime Logistics & Shipping
- Commercial Fishing & Seafood Products
- Maritime Support Services
- Shipbuilding, Repair & Maintenance
- Passenger Water Transportation



Prepared by: Community Attributes Inc.

With support from: Workforce Development Council of Seattle-King County; Transportation Institute; Economic Development Council of Seattle & King County; BNSF Railway; Wells Fargo; Economic Development Alliance Snohomish County; and Puget Sound Ports Council, Maritime Trades Department, AFL-CIO